

IQOS
ILUMA **i**

O N E

User Guide

Autostart

EN Autostart
Automatically starts heating after inserting SMARTCORE STICK™.



FlexPuff

EN FlexPuff automatically analyzes your experience and may provide 4 extra puffs within experience lasting up to 6 min.*FlexPuff is designed to work with tobacco sticks. Activation and number of puffs depend on individual usage patterns, extra puffs might not apply to all adult consumers and/or experiences.

Quick Tips

Autostop

EN Autostop

During use, the experience will stop if the SMARTCORE STICK™ is moved, or removed from the device.



Battery Status

EN Battery Status

Short press Button, Status
Lights indicate battery level.



Light Blinks Yellow

EN Light Blinks Yellow
Battery depleted, need to charge.



Lights Blink White Twice

EN Lights Blink White Twice

IQOS ILUMA i ONE™ is outside operating temperature range (0°C-40°C).



Light Blinks Red

EN Light Blinks Red

Reset IQOS ILUMA i ONE™.

If red Light blinking persists,
contact Customer Care.



To Reset

EN To Reset

Press Button for 7 seconds then release. All Status Lights will turn OFF, blink twice, and turn ON. If problem persists, contact IQOS Support.



How to use your IQOS ILUMA i ONE™

1.

Turn On

EN Turn On

Press and hold Button for 4 seconds, Status Lights will turn ON slowly.



2.

Charge

EN Charge

Before first use, fully charge your IQOS ILUMA i ONE™ in accordance with enclosed Safety Warnings and Instructions. (approx. 90 min)



3.

Open

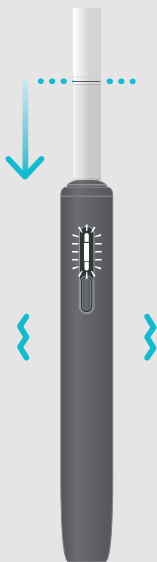
EN Open
Slide to open.



4.

Insert SMARTCORE STICK™

EN Insert SMARTCORE STICK™
Insert the SMARTCORE STICK™
to the line on filter until device
vibrates and Light(s) pulse(s).
Heating starts automatically, or
by pressing Button for 1 second.



5.

Begin Use

EN Begin Use

Start using once IQOS ILUMA
i ONE™ vibrates and Status
Light(s) stay fixed.



6.

Experience Countdown

EN Experience Countdown
During use Status Light(s)
indicate remaining time.

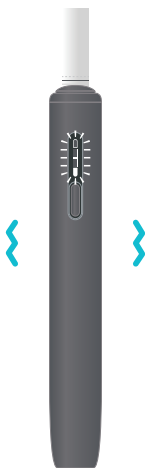


7.

Nearly Complete

EN Nearly Complete

To signal the last 30 seconds or last 2 puffs, IQOS ILUMA i ONE™ will vibrate once with one Light pulsing white.



8.

**Remove
SMARTCORE STICK™**

EN Remove SMARTCORE STICK™
Remove used SMARTCORE
STICK™ and dispose as
per Safety Warnings and
Instructions.



IQOS
ILUMA i



This is the safety alert symbol. It is used to alert you to potential physical injury hazards.

ENGLISH

SAFETY WARNINGS AND INSTRUCTIONS

PLEASE READ ALL SAFETY WARNINGS AND INSTRUCTIONS BEFORE USE TO AVOID INJURY.

These safety warnings and instructions cannot cover all possible conditions that could occur, and users should exercise care and caution.

KEEP THESE SAFETY
WARNINGS AND
INSTRUCTIONS FOR
FUTURE REFERENCE
AS THEY CONTAIN
IMPORTANT
INFORMATION.

These Safety Warnings and Instructions are applicable to IQOS ILUMA i ONE™.

See www.iqos.com for any updates to these Safety Warnings and Instructions.

INTENDED USERS

- IQOS ILUMA i ONE™ and SMARTCORE STICKS™ are for adult use only.
- IQOS ILUMA i ONE™ and SMARTCORE STICKS™ are for adults who would otherwise continue to use tobacco or nicotine-containing products.
- Children and adolescents should never use IQOS ILUMA i ONE™ or SMARTCORE STICKS™ under any circumstances.
- This product should not be used by persons with reduced physical, sensory or mental capabilities

or lack of knowledge unless they have been given supervision or instruction to use the product in a safe way and understand the hazards involved.

TOBACCO AND NICOTINE

- SMARTCORE STICKS™ contain nicotine, which is addictive.
- IQOS ILUMA i ONE™ and SMARTCORE STICKS™ are not risk-free. The best way to reduce tobacco and nicotine-related health risks is to quit tobacco and nicotine use altogether.
- Some users may experience side effects including: abdominal pain, chest pain, choking sensation, cough, difficulty breathing, dizziness, dry mouth, dry throat, gingivitis, headache, malaise, nasal stuffiness, nausea, mouth irritation, palpitations, throat irritation, and vomiting.
- Nicotine-containing products should not be used by people who have or are at risk of heart diseases, are diabetic, are epileptic, or are experiencing seizures.
- Nicotine-containing products should not be used during pregnancy or while breast-feeding. If you are pregnant, breast-feeding or think you may be pregnant, you should quit tobacco and nicotine use altogether.
- Stopping smoking or switching to IQOS ILUMA i ONE™ and SMARTCORE STICKS™ or other nicotine-containing products may require the adjustment of the dosing of certain medicines (e.g., theophylline, clozapine, ropinirole).
- If you have questions about whether you should use IQOS ILUMA i ONE™ and SMARTCORE STICKS™ given an existing health condition, you should consult a health care professional.

⚠ IMPORTANT SAFETY INFORMATION



CHOKING, INGESTION AND HANDLING HAZARD

- Keep IQOS ILUMA i ONE™ and SMARTCORE STICKS™ out of reach of children and pets at all times.
- CHOKING HAZARD – IQOS ILUMA i ONE™ devices, accessories, and SMARTCORE STICKS™ contain small parts.
- SMARTCORE STICKS™ contain metal parts with sharp edges.
- INGESTION HAZARD
 - Swallowed SMARTCORE STICKS™ can cause serious injury to internal organs due to small metal parts with sharp edges.
 - Swallowed SMARTCORE STICKS™ can pose a risk of nicotine intoxication.
 - If SMARTCORE STICKS™ are swallowed, seek medical attention immediately.


- **HANDLING HAZARD** – Do not take apart SMARTCORE STICKS™ as they contain small metal parts with sharp edges. Always dispose of SMARTCORE STICKS™ as soon as fully cooled according to local waste disposal regulations.



ELECTRONIC AND BATTERY HAZARDS

Electrical Risks

Failure to follow these Safety Warnings and Instructions could result in fire, explosion, electric shock, injury, or damage to oneself, others, the product or other property:

- Only Intended Users should use IQOS ILUMA i ONE™.
- Do not use IQOS ILUMA i ONE™ where the use of electronic devices is prohibited.
- Do not charge or use IQOS ILUMA i ONE™ or accessories if damaged, tampered with or broken.
- Do not use IQOS ILUMA i ONE™ if the battery appears to be leaking.
- Only charge IQOS ILUMA i ONE™ indoors, as indicated by symbol , using a manufacturer-approved Charging Cable (not included with this product) and certified Power Adaptor (not included with this product). Do not use accessories not approved by the manufacturer. Refer to 'Technical Data' section and www.IQOS.com for additional important safety information.
- This product must only be charged using Safety Extra Low Voltage with a 5V;2A Power Adaptor. Refer to the Technical Data section of this Safety Warnings and Instructions for details.
- Do not use, charge, or store IQOS ILUMA i ONE™ in places with high temperatures (such as inside a car in summer, or near heat sources such as radiators or fireplaces).
- Do not use IQOS ILUMA i ONE™ where flammable materials, liquids and gases are present.
- IQOS ILUMA i ONE™, Power Adaptor and Charging Cable should not be exposed to any liquid. Do not touch IQOS ILUMA i ONE™ and/or its accessories if they become wet or have been immersed in any liquid.
- Do not clean the device with any cleaning agent. Only clean with manufacturer-approved accessories or tools.
- Do not clean the device while on.
- Clean the USB charging port of the IQOS ILUMA i ONE™ periodically to avoid accumulation of foreign matters (such as dust particles) and inspect USB port for foreign materials before using USB connector.
- Close cap of the device after use to avoid accumulation of foreign materials (such as dust particles) in the heating chamber and, inspect the

heating chamber for foreign materials before using IQOS ILUMA i ONE™.

- Handle with care. Do not drop IQOS ILUMA i ONE™ or subject them to strong shock.
- This product contains no user-serviceable parts. Do not attempt to open, modify, service, disassemble or repair any component of IQOS ILUMA i ONE™ or to replace any of the components or batteries.
- Do not use this product if it has been exposed to excessive cold, heat, or moisture.
- Do not touch IQOS ILUMA i ONE™ and/or their accessories if they overheat, spark, fume, ignite, or burn. If applicable and possible, use caution to shut off or disconnect power supply.
- Do not attempt to insert any object in the heating chamber other than SMARTCORE STICKS™ or ILUMA™ Stick Remover (when necessary). Ensure the device is powered off before attempting to remove SMARTCORE STICKS™ with ILUMA™ Stick Remover.
- Do not insert metal pieces in the device while in use.
- Only operate the device in temperatures between $>0^{\circ}\text{C}/<40^{\circ}\text{C}$.
- SMARTCORE STICKS™ are single use only and should never be re-used, lit with a match, lighter, or any other flame source.
- Never dispose of IQOS ILUMA i ONE™ and/or their accessories with other household waste, as they may enter in contact with water and/or other liquids.

Battery Risks

IQOS ILUMA i ONE™ is powered with sealed Lithium-ion (Li-ion) batteries. Under normal conditions of use, the battery is sealed. If you notice that battery fluid leaks, follow these precautions:

- If fluid from leaked battery is swallowed, seek medical attention immediately. Do not induce vomiting or ingest food or drink.
- If vapor from leaked battery is inhaled, get fresh air and seek medical attention.
- If fluid from battery is in contact with skin, wash the affected area, including hands and do not touch eyes.
- If fluid from leaked battery is in contact with eyes, immediately flush with clean running water for at least 15 minutes and seek medical attention immediately.



CAUTION

**THERMAL BURN
RISKS**

Failure to follow these Safety Warnings and Instructions could result in thermal burns:

- Store IQOS ILUMA i ONE™ and SMARTCORE STICKS™ in a clean, dry, cool place.
- Do not expose IQOS ILUMA i ONE™ and SMARTCORE

STICKS™ to high humidity conditions or direct sunlight.

- Do not use SMARTCORE STICKS™ that have been exposed to excessive heat or moisture.
- Do not remove a SMARTCORE STICK™ while in use.



ALLERGIC REACTION RISKS

- Using IQOS ILUMA i ONE™ and SMARTCORE STICKS™ could cause an allergic reaction, such as swelling of the face, lips, tongue, gums, throat, or body, difficulty breathing, or wheezing.
- Stop using IQOS ILUMA i ONE™ and SMARTCORE STICKS™ and seek medical attention immediately if you experience any of the symptoms above as they may indicate a serious allergic reaction.
- Certain SMARTCORE STICKS™ contain botanical ingredients that may cause allergic reactions in some users (see information on pack). Do not share IQOS ILUMA i ONE™ devices with other users to minimize the risk of cross-contamination that could lead to an allergic reaction.

USE OF SMARTCORE STICKS™

- Only use IQOS ILUMA i ONE™ with SMARTCORE STICKS™ specifically designed for IQOS ILUMA device generations.
- Never use IQOS ILUMA i ONE™ with a cigarette or similar products. Doing so may cause injury.
- Do not use SMARTCORE STICKS™ with previous IQOS™ device (IQOS 3 DUO™ or earlier).
- Do not modify SMARTCORE STICKS™ in any way or add any substance to SMARTCORE STICKS™. Doing so may cause injury.

REPORTING OF ADVERSE EVENTS OR INCIDENTS

- If you experience any unwanted health effect when using IQOS ILUMA i ONE™ and/or SMARTCORE STICKS™, consult a health care professional.
- You can report any adverse event or incident directly by contacting your local Customer Care (details can be found in the Customer Care & Warranty card). By reporting side effects, you can help provide more information on the safety of this product.
- For more information, please go to www.IQOS.com.

TECHNICAL DATA

Device:

IQOS ILUMA i ONE™ Model M0033

Battery type: Li-ion rechargeable battery

Input: 5V  2A

Not all product parts listed in these Safety Warnings and Instructions are included in this package.

Compatible Power Adaptor Information

Model: S52A21, S21A20, S21A22, S21A23, S21A25, S21A27, S82A40, S82A41, S82A42, S82A43, S82A45, S82A46

Input: 100 V-240 V~ 50-60 Hz 0.3 A

Output: 5.0 V  2.0 A

Output power: 10.0 W

Average active efficiency: 79.0 %

No load power consumption: <0.09 W

Use with Charging Cable

INFORMATION FOR DISPOSING OF IQOS ILUMA i ONE™ Valid across European Union and EEA



This symbol on the product or on its packaging indicates that this product and its individual parts (including batteries) must not be disposed of with your other household waste. Instead, it is your responsibility to dispose of your waste equipment by bringing it to a designated collection point for the recycling of waste electrical and electronic equipment. In addition, waste batteries can be returned free of charge at the point of sale. The separate collection and recycling of your waste equipment (including batteries) at the time of disposal will help to conserve natural resources and ensure that it is recycled in a manner that protects human health and the environment. Disposing of waste equipment as unsorted municipal waste (e.g., by waste incineration or land filling) can have negative effects on the environment and human health. For more information about where you can drop off your waste equipment for recycling, please contact your local city office, your local household waste disposal service or the shop where you purchased the product. The local importer of the product will provide for the financing of the treatment and recycling of waste equipment returned through these designated collection points in accordance with local requirements.

BATTERY REMOVAL INSTRUCTIONS (FOR DISPOSAL AND RECYCLING)

Batteries must not be removed by the consumer.

At end of product life, only an authorized recycler may safely remove batteries by following the steps below.

IQOS ILUMA i ONE™ Device:

Step 1: The device should be fully discharged before disassembling it.

Step 2: Remove the Cosmetic Cover and two screws at the bottom of the device Housing.

Step 3: Slide the assembly out from the Housing by Type C Connector.

Step 4: Clean the adhesive at the bottom of the Housing.

Step 5: Remove Top Cover Latch Sub Assembly and Tube Sleeve.

Step 6: Remove two screws from Shield-can and remove Shield-can.

Step 7: Disconnect Battery BTB (Board to Board) Connector.

Step 8: Hold the adhesive pull tab on the underside of device and slowly drag and remove the adhesive from the Battery, then remove the Battery out of the Frame. If any tool is required during the process, use plastic tools.

Step 9: Dispose of the battery according to local regulations.

CONFIRMATION OF COMPLIANCE

Designed and manufactured under the authority of Philip Morris Products S.A., Quai Jeanrenaud 3, 2000 Neuchâtel, Switzerland.

© 2024 Copyright Philip Morris Products S.A.

