

IQOS  
ILUMA i  
P R I M E

User Guide

# Pause Mode

## Pause Mode Available

### EN Pause Mode Available

Two vertical dashes on Touch Screen indicate Pause Mode availability. Swipe DOWN across entire Touch Screen to pause experience. Pause Mode can be used once in the first or second consecutive use, and can be activated within the first 3 minutes, or 8 puffs of the experience.



## Pause Mode Active

### EN Pause Mode Active

4 vertical dashes and device vibration indicate that Pause Mode has been activated. Pause Mode can last up to 8 minutes. If experience is not resumed, Holder will automatically switch off.



## Resume Experience

### EN Resume Experience

Swipe UP across entire Touch Screen and wait for reheating to complete before resuming experience. Vibration and Light Guide will indicate Holder is ready to resume use.






# FlexPuff

**EN FlexPuff automatically analyzes your experience and may provide 4 extra puffs within experience lasting up to 6 min.\***

\*FlexPuff is designed to work with tobacco sticks. Activation and number of puffs depend on individual usage patterns, extra puffs might not apply to all adult consumers and/or experiences. FlexPuff does not activate when pause is used.



# Quick Tips

## Screen States

### EN Screen States

Two dashes, ready for two uses<sup>1</sup>.

One dash, ready for one use<sup>2</sup>.

(0) Battery depleted, need to recharge<sup>3</sup>.

(E) Reset Holder and Pocket Charger<sup>4</sup>.



## Flex Battery Modes

### EN Flex Battery Modes

#### **Performance Mode (default)**

Up to 3 consecutive uses without Pause or 2 consecutive uses with Pause for one of them.

#### **Eco Mode\***

Holder is set for a single use. Pause Mode is not available.

\*Eco mode can only be set through IQOS App, and the availability of IQOS App may vary depending on the country.

## To Reset

### EN To Reset

Place Holder in Pocket Charger and press Pocket Charger Button for 10 seconds. All Status Lights will turn OFF, and turn ON to confirm a RESET. If problem persists, contact IQOS Support.



# How to use your IQOS ILUMA i PRIME™

## 1.

### Turn On

#### EN Turn On

Press and hold Pocket Charger  
Button for 4 seconds, then release;  
Status Lights will turn ON.



## 2.

### Charge

#### EN Charge

The Holder will charge automatically when placed into the Pocket Charger. Before first use, fully charge your IQOS ILUMA i PRIME™ with a compatible Power Adaptor, as per Safety Warnings and Instructions. (approx. 135 min).



3.

### Insert SMARTCORE STICK™

**EN** Insert SMARTCORE STICK™  
Insert SMARTCORE STICK™  
to line on filter until Holder  
vibrates.



# 4.

## Autostart Heating

### EN Autostart Heating

Heating starts automatically, or, by swiping UP on Touch Screen. Touch Screen will show heating status.






# 5.

## Begin Use

### EN Begin Use

Start using after 2nd vibration.



6.

## Experience Countdown

### EN Experience Countdown

Light Guide around Touch  
Screen indicates remaining  
time of experience.



# 7.

## Nearly Complete

### EN Nearly Complete

To signal last 30 seconds or last 2 puffs, Holder will vibrate.



8.

## Remove SMARTCORE STICK™

**EN Remove SMARTCORE STICK™**  
Remove used SMARTCORE  
STICK™ and dispose as  
per Safety Warnings and  
Instructions.



IQOS  
ILUMA i



This is the safety alert symbol. It is used to alert you to potential physical injury hazards.

ENGLISH

# SAFETY WARNINGS AND INSTRUCTIONS

**PLEASE READ ALL SAFETY WARNINGS AND INSTRUCTIONS BEFORE USE TO AVOID INJURY.**

**These safety warnings and instructions cannot cover all possible conditions that could occur, and users should exercise care and caution.**

KEEP THESE SAFETY  
WARNINGS AND  
INSTRUCTIONS FOR  
FUTURE REFERENCE  
AS THEY CONTAIN  
IMPORTANT INFORMATION.

**These Safety Warnings and Instructions are applicable to IQOS ILUMA i™ and IQOS ILUMA i PRIME™**

**See [www.iqos.com](http://www.iqos.com) for any updates to these Safety Warnings and Instructions.**

## **INTENDED USERS**

- IQOS ILUMA i™ and IQOS ILUMA i PRIME™ and SMARTCORE STICKS™ are for adult use only.
- IQOS ILUMA i™, IQOS ILUMA i PRIME™ and SMARTCORE STICKS™ are for adults who would otherwise continue to use tobacco or nicotine-containing products.
- Children and adolescents should never use IQOS ILUMA i™, IQOS ILUMA i PRIME™ or SMARTCORE STICKS™ under any circumstances.
- This product should not be used by persons with reduced physical, sensory or mental capabilities or lack of knowledge unless they have been given

supervision or instruction to use the product in a safe way and understand the hazards involved.

#### **TOBACCO AND NICOTINE**

- SMARTCORE STICKS™ contain nicotine, which is addictive.
- IQOS ILUMA i™, IQOS ILUMA i PRIME™ and SMARTCORE STICKS™ are not risk-free. The best way to reduce tobacco and nicotine-related health risks is to quit tobacco and nicotine use altogether.
- Some users may experience side effects including: abdominal pain, chest pain, choking sensation, cough, difficulty breathing, dizziness, dry mouth, dry throat, gingivitis, headache, malaise, nasal stuffiness, nausea, mouth irritation, palpitations, throat irritation, and vomiting.
- Nicotine-containing products should not be used by people who have or are at risk of heart diseases, are diabetic, are epileptic, or are experiencing seizures.
- Nicotine-containing products should not be used during pregnancy or while breast-feeding. If you are pregnant, breast-feeding or think you may be pregnant, you should quit tobacco and nicotine use altogether.
- Stopping smoking or switching to IQOS ILUMA i™ or IQOS ILUMA i PRIME™ and SMARTCORE STICKS™ or other nicotine-containing products may require the adjustment of the dosing of certain medicines (e.g., theophylline, clozapine, ropinirole).
- If you have questions about whether you should use IQOS ILUMA i™ or IQOS ILUMA i PRIME™ and SMARTCORE STICKS™ given an existing health condition, you should consult a health care professional.

#### **⚠ IMPORTANT SAFETY INFORMATION**



#### **CHOKING, INGESTION AND HANDLING HAZARD**

- Keep IQOS ILUMA i™, IQOS ILUMA i PRIME™ and SMARTCORE STICKS™ out of reach of children and pets at all times.
- CHOKING HAZARD – IQOS ILUMA i™ and IQOS ILUMA i PRIME™ devices, accessories, and SMARTCORE STICKS™ contain small parts.
- SMARTCORE STICKS™ contain metal parts with sharp edges.
- INGESTION HAZARD
  - Swallowed SMARTCORE STICKS™ can cause serious injury to internal organs due to small metal parts with sharp edges.
  - Swallowed SMARTCORE STICKS™ can pose a risk of nicotine intoxication.
  - If SMARTCORE STICKS™ are swallowed, seek medical attention immediately.


- **HANDLING HAZARD** – Do not take apart SMARTCORE STICKS™ as they contain small metal parts with sharp edges. Always dispose of SMARTCORE STICKS™ as soon as fully cooled according to local waste disposal regulations.



## **ELECTRONIC AND BATTERY HAZARDS**

### **Electrical Risks**

Failure to follow these Safety Warnings and Instructions could result in fire, explosion, electric shock, injury, or damage to oneself, others, the product or other property:

- Only Intended Users should use IQOS ILUMA i™ or IQOS ILUMA i PRIME™.
- Do not use IQOS ILUMA i™ or IQOS ILUMA i PRIME™ where the use of electronic devices is prohibited.
- Do not charge or use IQOS ILUMA i™ or IQOS ILUMA i PRIME™ or accessories if damaged, tampered with or broken.
- Do not use IQOS ILUMA i™ or IQOS ILUMA i PRIME™ if the battery appears to be leaking.
- Only charge IQOS ILUMA i™ and IQOS ILUMA i PRIME™ indoors, as indicated by symbol  using a manufacturer-approved Charging Cable (not included with this product) and certified Power Adaptor (not included with this product). Do not use accessories not approved by the manufacturer. Refer to 'Technical Data' section and [www.IQOS.com](http://www.IQOS.com) for additional important safety information.
- This product must only be charged using Safety Extra Low Voltage with a 5V;2A Power Adaptor. Refer to the Technical Data section of this Safety Warnings and Instructions for details.
- Do not use, charge, or store IQOS ILUMA i™ or IQOS ILUMA i PRIME™ in places with high temperatures (such as inside a car in summer, or near heat sources such as radiators or fireplaces).
- Do not use IQOS ILUMA i™ or IQOS ILUMA i PRIME™ where flammable materials, liquids and gases are present.
- IQOS ILUMA i™, IQOS ILUMA i PRIME™, Power Adaptor and Charging Cable should not be exposed to any liquid. Do not touch IQOS ILUMA i™ or IQOS ILUMA i PRIME™ and/or its accessories if they become wet or have been immersed in any liquid.
- Do not clean the device with any cleaning agent. Only clean with manufacturer-approved accessories or tools.
- Do not clean the device while on.
- Clean the USB charging port of the IQOS ILUMA i™ and IQOS ILUMA i PRIME™ periodically to avoid accumulation of foreign matters (such as dust particles) and inspect USB port for foreign materials before using USB connector.

- Handle with care. Do not drop IQOS ILUMA i™ or IQOS ILUMA i PRIME™ or subject them to strong shock.
- This product contains no user-serviceable parts. Do not attempt to open, modify, service, disassemble or repair any component of IQOS ILUMA i™ or IQOS ILUMA i PRIME™ or to replace any of the components or batteries.
- IQOS ILUMA i™ and IQOS ILUMA i PRIME™ Pocket Chargers and Holders are not compatible with previous IQOS generations (IQOS 3 DUO™ or earlier). Do not attempt charging IQOS ILUMA i™ or IQOS ILUMA i PRIME™ Holders in any previous IQOS generation Pocket Charger. Do not attempt charging any previous IQOS generation Holder in IQOS ILUMA i™ or IQOS ILUMA i PRIME™ Pocket Charger.
- Do not use this product if it has been exposed to excessive cold, heat, or moisture.
- Do not touch IQOS ILUMA i™ or IQOS ILUMA i PRIME™ and/or their accessories if they overheat, spark, fume, ignite, or burn. If applicable and possible, use caution to shut off or disconnect power supply.
- Do not attempt to insert any object in the heating chamber other than SMARTCORE STICKS™ or ILUMA™ Stick Remover (when necessary). Ensure the Holder is powered off before attempting to remove SMARTCORE STICKS™ with ILUMA™ Stick Remover.
- Do not insert metal pieces in the Holder while in use.
- Only operate the device in temperatures between >0°C/<40°C.
- SMARTCORE STICKS™ are single use only and should never be re-used, lit with a match, lighter, or any other flame source.
- Never dispose of IQOS ILUMA i™ or IQOS ILUMA i PRIME™ and/or their accessories with other household waste, as they may enter in contact with water and/or other liquids.

### **Battery Risks**

IQOS ILUMA i™ and IQOS ILUMA i PRIME™ are powered with sealed Lithium-ion (Li-ion) batteries. Under normal conditions of use, the battery is sealed. If you notice that battery fluid leaks, follow these precautions:

- If fluid from leaked battery is swallowed, seek medical attention immediately. Do not induce vomiting or ingest food or drink.
- If vapor from leaked battery is inhaled, get fresh air and seek medical attention.
- If fluid from battery is in contact with skin, wash the affected area, including hands and do not touch eyes.
- If fluid from leaked battery is in contact with eyes, immediately flush with clean running water for at least 15 minutes and seek medical attention immediately.





## **THERMAL BURN RISKS**

Failure to follow these Safety Warnings and Instructions could result in thermal burns:

- Store IQOS ILUMA i™, IQOS ILUMA i PRIME™ and SMARTCORE STICKS™ in a clean, dry, cool place.
- Do not expose IQOS ILUMA i™, IQOS ILUMA i PRIME™ and SMARTCORE STICKS™ to high humidity conditions or direct sunlight.
- Do not use SMARTCORE STICKS™ that have been exposed to excessive heat or moisture.
- Do not remove a SMARTCORE STICK™ while in use.



## **ALLERGIC REACTION RISKS**

- Using IQOS ILUMA i™ or IQOS ILUMA i PRIME™ and SMARTCORE STICKS™ could cause an allergic reaction, such as swelling of the face, lips, tongue, gums, throat, or body, difficulty breathing, or wheezing.
- Stop using IQOS ILUMA i™ or IQOS ILUMA i PRIME™ and SMARTCORE STICKS™ and seek medical attention immediately if you experience any of the symptoms above as they may indicate a serious allergic reaction.
- Certain SMARTCORE STICKS™ contain botanical ingredients that may cause allergic reactions in some users (see information on pack). Do not share IQOS ILUMA i™ or IQOS ILUMA i PRIME™ devices with other users to minimize the risk of cross-contamination that could lead to an allergic reaction.

### **USE OF SMARTCORE STICKS™**

- Only use IQOS ILUMA i™ and IQOS ILUMA i PRIME™ with SMARTCORE STICKS™ specifically designed for IQOS ILUMA device generations.
- Never use IQOS ILUMA i™ or IQOS ILUMA i PRIME™ with a cigarette or similar products. Doing so may cause injury.
- Do not use SMARTCORE STICKS™ with previous IQOS™ device (IQOS 3 DUO™ or earlier).
- Do not modify SMARTCORE STICKS™ in any way or add any substance to SMARTCORE STICKS™. Doing so may cause injury.

### **REPORTING OF ADVERSE EVENTS OR INCIDENTS**

- If you experience any unwanted health effect when using IQOS ILUMA i™, IQOS ILUMA i PRIME™ and/ or SMARTCORE STICKS™, consult a health care professional.
- You can report any adverse event or incident directly by contacting your local Customer Care (details can be found in the Customer Care & Warranty card).

By reporting side effects, you can help provide more information on the safety of this product.

- For more information, please go to [www.IQOS.com](http://www.IQOS.com).

## TECHNICAL DATA

### Holder:

IQOS ILUMA i™ and IQOS ILUMA i PRIME™ Model M0010

Battery type: Li-ion rechargeable battery

Input: 5V  1.6A

### Pocket Charger:

IQOS ILUMA i PRIME™ Model M0021

Battery type: Li-ion rechargeable battery

Input: 5V  2A

Bluetooth® 5.0

### Pocket Charger:

IQOS ILUMA i™ Model M0022

Battery type: Li-ion rechargeable battery

Input: 5V  2A

Bluetooth® 5.0

Not all product parts listed in these Safety Warnings and Instructions are included in this package.

### Compatible Power Adaptor Information

Model: S52A21, S21A20, S21A22, S21A23, S21A25, S21A27, S82A40, S82A41, S82A42, S82A43, S82A45, S82A46

Input: 100 V-240 V~ 50-60 Hz 0.3 A

Output: 5.0 V  2.0 A

Output power: 10.0 W

Average active efficiency: 79.0 %

No load power consumption: <0.09 W

### Use with Charging Cable

## INFORMATION FOR DISPOSING OF IQOS ILUMA i™ and IQOS ILUMA i PRIME™

### Valid across European Union and EEA



This symbol on the product or on its packaging indicates that this product and its individual parts (including batteries) must not be disposed of with your other household waste. Instead, it is your responsibility to dispose of your waste equipment by bringing it to a designated collection point for the recycling of waste electrical and electronic equipment. In addition, waste batteries can be returned free of charge at the point of sale. The separate collection and recycling of your waste equipment (including batteries) at the time of disposal will help to conserve natural resources and ensure that it is recycled in a manner that protects human health and the environment. Disposing of waste equipment as unsorted municipal waste (e.g., by waste incineration or land filling) can have negative effects on the

environment and human health. For more information about where you can drop off your waste equipment for recycling, please contact your local city office, your local household waste disposal service or the shop where you purchased the product. The local importer of the product will provide for the financing of the treatment and recycling of waste equipment returned through these designated collection points in accordance with local requirements.

### **BATTERY REMOVAL INSTRUCTIONS (FOR DISPOSAL AND RECYCLING)**

**Batteries must not be removed by the consumer. At end of product life, only an authorized recycler may safely remove batteries by following the steps below.**

#### **IQOS ILUMA i PRIME™ Pocket Charger (Model M0021):**

- Step 1: The device should be fully discharged before disassembling it.
- Step 2: Remove/peel off the rubber pad from the Pocket Charger Wrap Cover.
- Step 3: Remove the 2 screws.
- Step 4: Remove Magnetic Connector by a small (approx. 1mm) head screw bit.
- Step 5: Remove Wrap Cover by sliding and wiggling vertically slowly away from Metal Housing.
- Step 6: Remove the rubber washer (1x) and the screw on board (1x).
- Step 7: Detach all Flexible Printed Circuits (3x) and connector (2x) to remove the charger PCBA.
- Step 8: Remove the 2 screws of the frame and take it out from the Metal Housing.
- Step 9: Remove battery by tilting it up and dispose of according to local regulations.

#### **IQOS ILUMA i™ Pocket Charger (Model M0022):**

- Step 1: The device should be fully discharged before disassembling it.
- Step 2: Open the door.
- Step 3: Remove Door Cover with fingers.
- Step 4: Unfasten the 2 screws on top and bottom.
- Step 5: Remove Charger Housing.
- Step 6: Unfasten the electronic circuit board (1 screw only) and remove the retainer.
- Step 7: Unplug battery connector on the circuit board. Do not cut battery wires.
- Step 8: Unplug light channel FPC connector on the circuit board, and detach the 2 kapton tapes on battery.
- Step 9: Remove battery by tilting it up and dispose of according to local regulations.

**IQOS ILUMA i™ and IQOS ILUMA i PRIME™ Holder  
(Model M0010):**

Step 1: The device should be fully discharged before disassembling it.

Step 2: Open the Ring.

Step 3: Open the retainer cap.

Step 4: Take out the CM (Coil module) Seal Ring.

Step 5: Slide out the assembly out from housing.

Step 6: De-solder the battery tab from PCBA side and lift it up.

Step 7: Remove battery and dispose of according to local regulations.

**CONFIRMATION OF COMPLIANCE**

Hereby, Philip Morris Products S.A. declares that IQOS ILUMA i™ and IQOS ILUMA i PRIME™ are in compliance with the essential requirements and other relevant provisions of Directive 2014/53/EU. The official Declaration of Conformity may be found at: [www.pmi.com/declarationofconformity](http://www.pmi.com/declarationofconformity)

IQOS ILUMA i™ and IQOS ILUMA i PRIME™ operate within 2.402 – 2.480GHz frequency band with a maximum RF output power below 10.0 dBm.

This device complies with the RF exposure limits and has been evaluated in compliance with portable exposure condition according to the EN 62311:2008.

Designed and manufactured under the authority of Philip Morris Products S.A., Quai Jeanrenaud 3, 2000 Neuchâtel, Switzerland.



The Bluetooth® word mark and logos are registered trademarks owned by Bluetooth SIG, Inc. and use of such marks by Philip Morris Products S.A. is under license.

Further information regarding the firmware license for IQOS ILUMA i™ and IQOS ILUMA i PRIME™ is available at [www.IQOS.com](http://www.IQOS.com).

© 2024 Copyright Philip Morris Products S.A.

